



**ALLACCESSHIRE**



We won't leave you hanging

# EQUIPMENT BROCHURE



[allaccesshire.com.au](http://allaccesshire.com.au)



## Contents

About .....	2-3	Material Lifts .....	15
Scissor Lifts .....	4-5	Trailer EWP .....	16
S-Booms .....	6-7	Scaffold Hire .....	17
Electric Z-Booms .....	8-9	Mobile Aluminium .....	18
Diesel Z-Booms .....	10-11	System & Modular .....	19
Hybrid Z-Booms .....	12-13	Excavations & Rentals ....	20-21
Manlifts .....	14	Contact Us.....	22-23

# Your one-stop shop for Elevated Work Platform Hire since 2015

Established in 2015, All Access Hire began with a modest fleet and has grown to offer an extensive range of Elevated Work Platform (EWP) solutions, featuring best-in-class equipment from leading brands.

Our comprehensive range of hire solutions includes Scissor Lifts, Boom Lifts, Trailer Units, Forklifts, Duct Lifters, Telehandlers, Scaffolding services, Vacuum Excavation, Dry Hire Excavators, and more.

Beyond providing high-quality access and reach equipment across Southeast Queensland, we pride ourselves on delivering complimentary onsite access, handling, and lifting advice, ensuring a seamless hire experience for every customer.

- ✓ Privately owned
- ✓ 10+ years in business
- ✓ Over 50,000 hires across Queensland
- ✓ More than 5,000 active clients



# SCISSOR LIFTS



Whether for construction, maintenance, or any task requiring elevated access, our **scissor lifts are designed to deliver safety and reliability**, adhering to the highest industry standards.

With sturdy platforms, impressive reach, and smooth manoeuvrability, our lifts perform seamlessly across a variety of environments—from narrow indoor spaces to challenging outdoor terrains.

Explore our extensive range of scissor lifts, tailored to meet the specific needs of your project and ensure smooth operations every step of the way.

Electric Scissor Lift	Model	GS1932	GS2632	GS2646	GS3232	GS3246	GS4047	GS4650
	Max Working Height	7.79M	9.9M	9.9M	11.75M	11.75M	13.89M	15.8M
	Stowed Length	1.83M	2.44M	2.41M	2.41M	2.41M	2.44M	2.74M
	Width	0.82M	0.81M	1.17M	0.81M	1.17M	1.19M	1.3M
	Lift Capacity	227KG	227KG	454KG	227KG	318KG	249KG	320KG
	Machine weight	1,500KG	1,956KG	2,500KG	2,352KG	2,812KG	3,260KG	3,570KG

Diesel All Terrain Scissor Lifts	Model	GS2669 RT	GS3369 RT	GS4069 RT	GS4390 RT	GS5390 RT
	Max Working Height	9.9M	11.90M	14.3M	15.11M	18.15M
	Max Platform Height	7.9M	9.9M	12.3M	13.11M	16.15M
	Stowed Height	2.59M	2.45M	2.74M	2.93M	3.15M
	Platform Length - Extended	4.5M	4.5M	4.32M	6.57M	6.57M
	Slide-out Platform	1.52M	1.52M	1.52M	1.52M	1.52M
	Overall Length - Stowed	3.12M	3.12M	3.12M	4.88M	4.88M
	Overall Width	1.75M	1.75M	1.75M	2.29M	2.29M
	Lift Capacity	650 KG	450KG	363KG	680KG	680KG
	Weight	4,000KG	4,000KG	5,000KG	7,692KG	8,274 KG

Special Scissor Lifts	Model	ATHENA 850	ATHENA 870
	Max Working Height	7.9M	7.9M
	Max Platform Height	5.9M	5.9M
	Stowed Height	2.50M	2.50M
	Folded Rial Height	Can fold to 1980	Can fold to 1980
	Platform Length - Extended	2.250M	2.350M
	Overall Length - Stowed	1.94M	1.94M
	Overall Width	1.30M	1.30M
	Lift Capacity	250KG	250KG
Weight	2,200KG	2,460KG	

\*Alternative Brands may have slightly different specs to the above

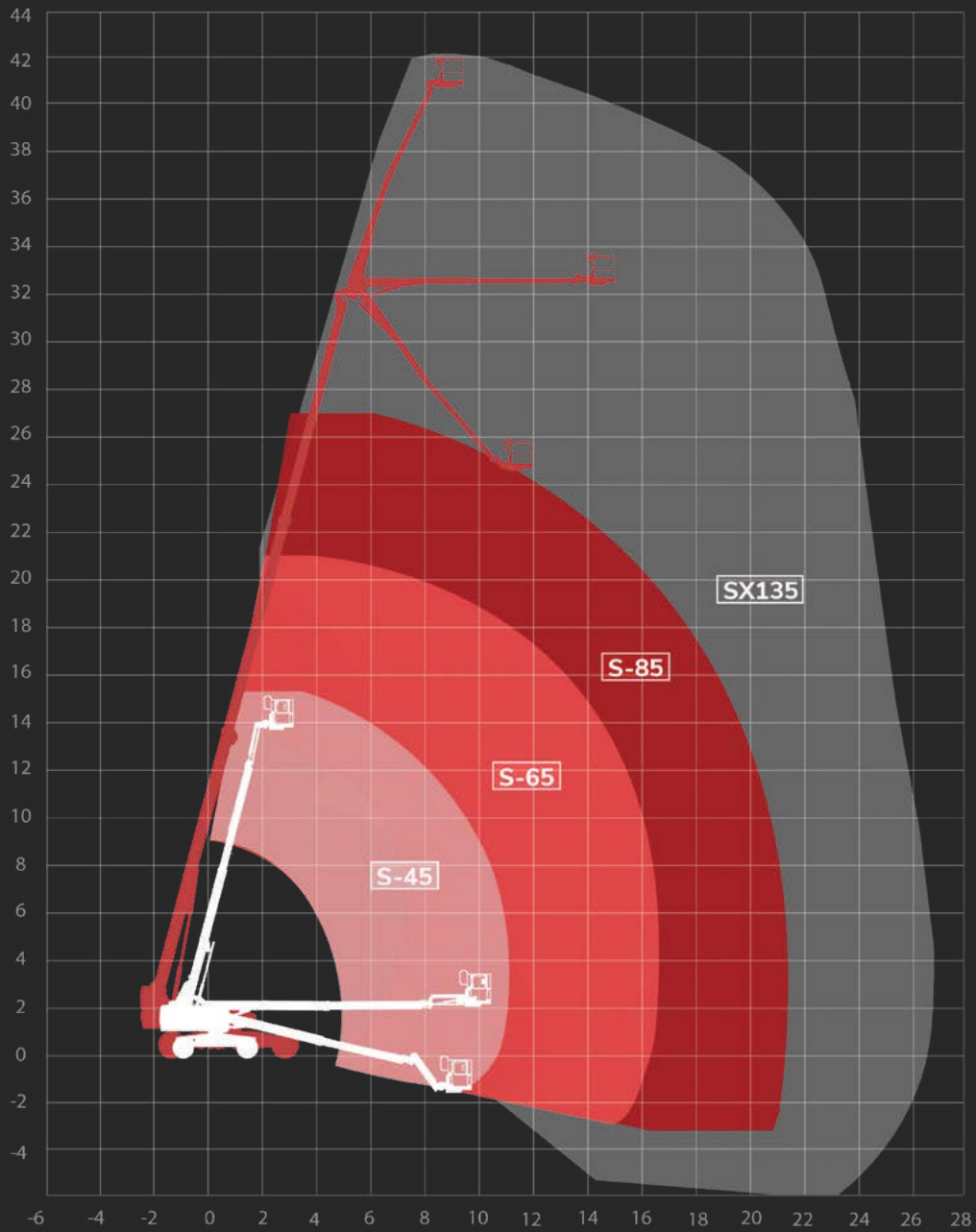


# S-BOOMS



**Our diverse range of straight booms** is designed to support industries such as construction, painting, electrical work, plumbing, roofing, fire protection, and maintenance.

With the longest horizontal reach among all EWP machines, these diesel-powered, **4WD booms are built to conquer rough terrains with ease.**



4WD Diesel Telescope S-BOOMS

Specifications	S-45	S-65/ S-65XC	S-85/ S-85XC	SX135
Max Working Height	16.56M	21.81M	27.91M	43.15M
Max Horizontal Reach	11.02M	16.51M	22.71M	27.43M
Stowed Length	9.47M	9.76M	12.37M	19.76M
Stowed Height	2.51M	2.81M	2.80M	3.05M
Width	2.49M	2.49M	2.49M	2.49/3.94M
Lift Capacity	227/454*	227/454*	227/454*	300/454
Weight	7,282KG	11.412kg	18,126KG	21,636
Transport Length	7.37M	7.80M	11.60M	11.28M

\*Alternative Brands may have slightly different specs to the above

# ELECTRIC Z-BOOMS

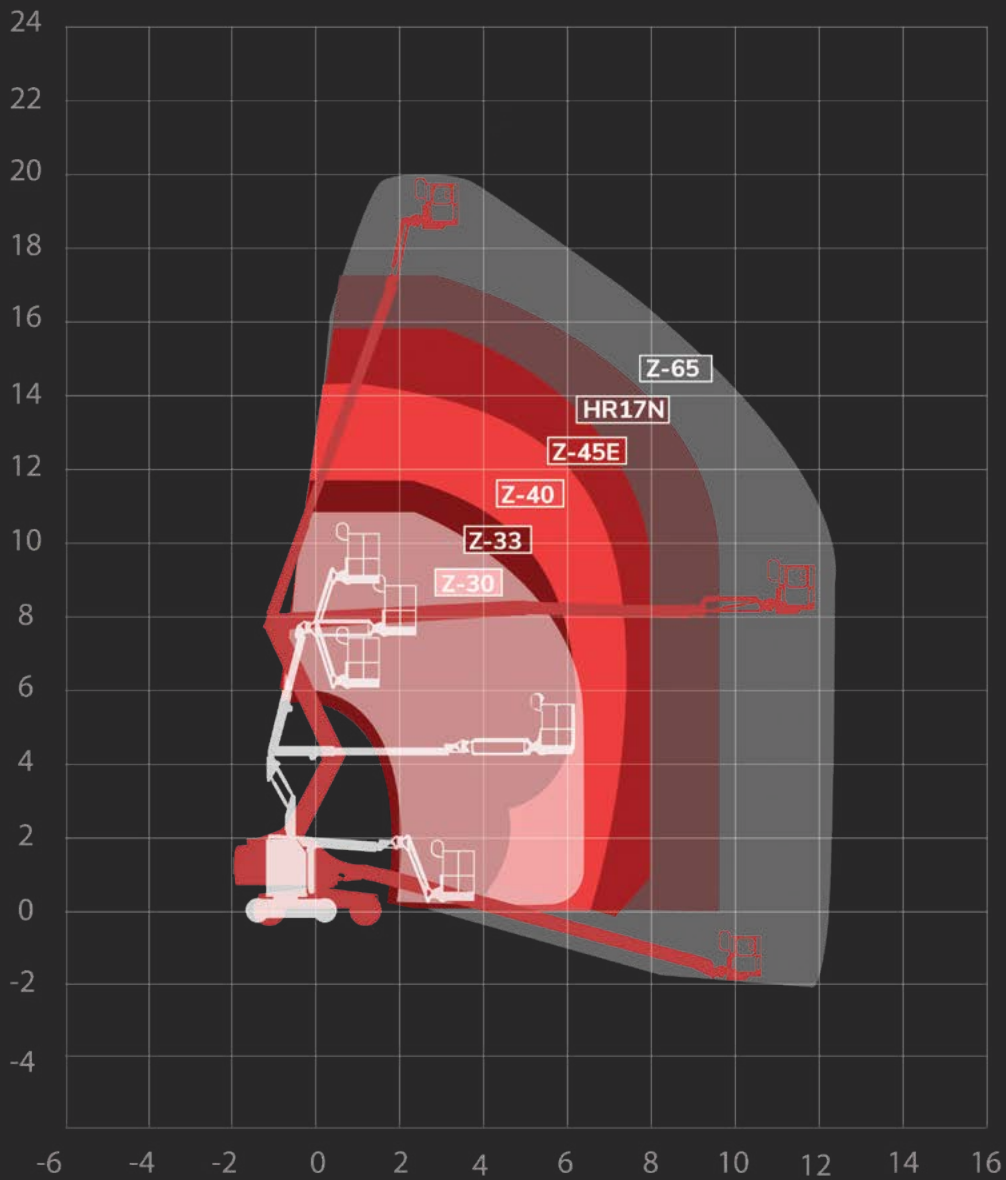


Designed for **indoor use**, our electric knuckle booms operate with zero emissions, making them the ideal solution for enclosed environments.

Their slim design ensures smooth navigation through tight spaces and narrow aisles with ease.

With compact baskets that reach the most challenging spots, these Z-Booms enhance both efficiency and flexibility, helping you complete your indoor tasks effortlessly.





Electric Boom Lifts - Ideal for indoor use

	Z-30	Z-33	Z-40	Z-45E	HR17N	Z-65
Max Working Height	11.14M	12M	14.32M	15.8M	17M	20.12M
Max Platform Height	9.14M	10M	12.32M	13.8M	15M	18.12M
Max Horizontal Reach	6.53M	5.57M	6.91M	7.81M	9.7M	10.9M
Max Up and Over Clearance	3.86M	4.28M	6.48M	7.26M	7M	7.7M
Stowed Height	2.00M	1.98M	1.98M	1.98M	1.99M	2.47M
Stowed Length	5.11M	4.17M	6.53M	6.66M	6.4M	8.42M
Stowed Width	1.19M	1.50M	1.50M	1.8M	1.5M	2.5M
Lift capacity	227KG	200KG	227KG	230KG	225KG	260/350KG
Weight	6,427KG	3,640KG	6,940KG	7500 KG	7780KG	8150KG
Transport Length	3.5M	4.17M	5.6M	6.66M	4.93M	6.42M

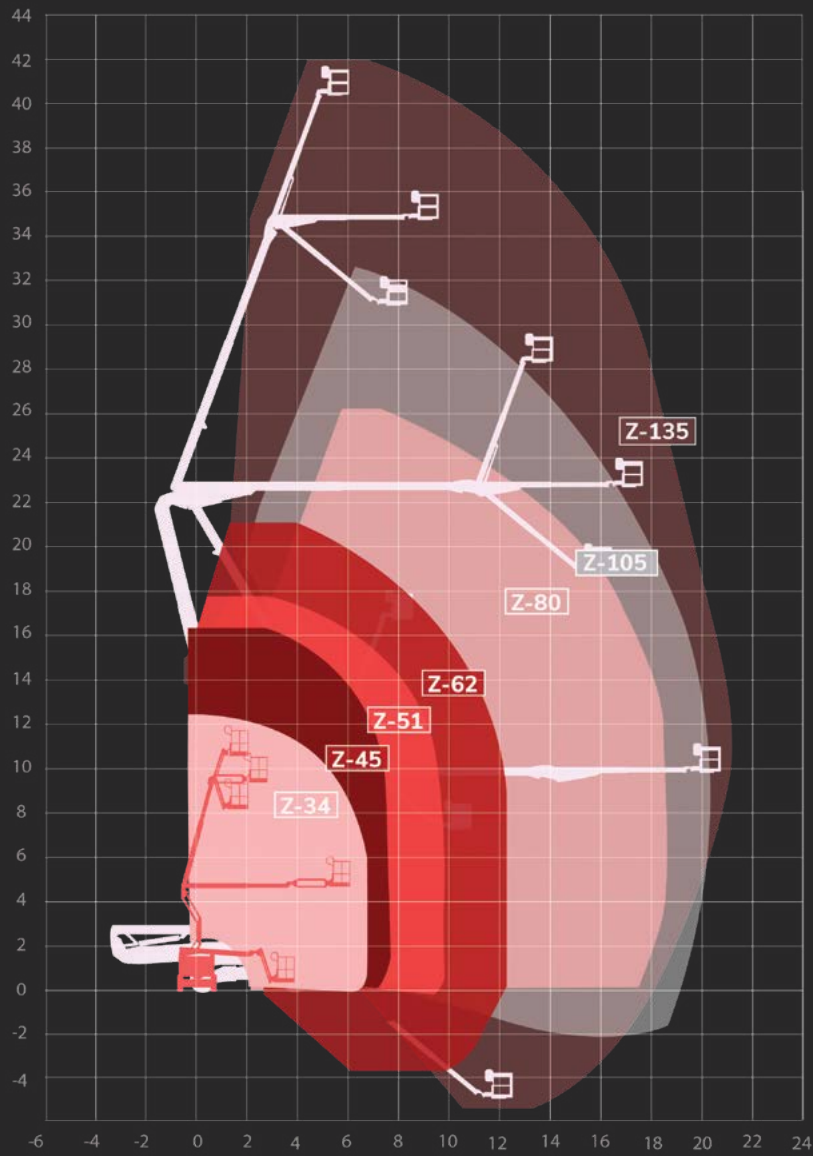
\*Alternative Brands may have slightly different specs to the above

# DIESEL Z-BOOMS



**Powered by diesel and equipped with a robust 4-wheel drive system, these machines are built to excel on the most challenging terrains.**

What makes these booms stand out is their exceptional lifting capacity, with select models offering an extra lift capacity of up to 450 kg. This ensures you can handle substantial loads with ease while benefiting from outstanding manoeuvrability and reliable performance throughout your project.



4WD Diesel Articulated Z-BOOMS	Z-34	Z-45	Z-51	Z-62	Z-80	Z105	Z-135	
	Max Working Height	12.62M	16.07M	17.59M	20.87M	26.4M	31.8M	43.15M
	Max Platform Height	10.62M	14.05M	15.59M	18.87M	24.4M	29.8M	41.15M
	Max Horizontal Reach	6.78M	7.62M	9.25M	12.42M	17.5M	11.3M	18.03-1.2M
	Max Up and Over	4.57M	7.14M	7.39M	7.80M	9.3M	11.35M	23.01-9.91M
	Stowed Height	2.06M	2.11M	2.16M	2.9M	2.97M	2.8M	3.07M
	Stowed Length	5.66M	6.83M	7.5M	9.25M	9.4M	14.25M	12.93M
	Stowed Width	1.85M	2.29M	2.29M	2.49M	2.48M	2.53-3.3M	2.46-3.94M
	Lift Capacity	227KG	227KG	227KG	227KG	250/350KG	250KG	272KG
	Weight	5,200KG	7,020KG	7,404KG	10,480KG	15,500KG	20,100KG	20,366KG
Transport Length	4.1M	5.8M	5.8M	7.58M	9.4M	11.7M	12.93M	

\*Alternative Brands may have slightly different specs to the above

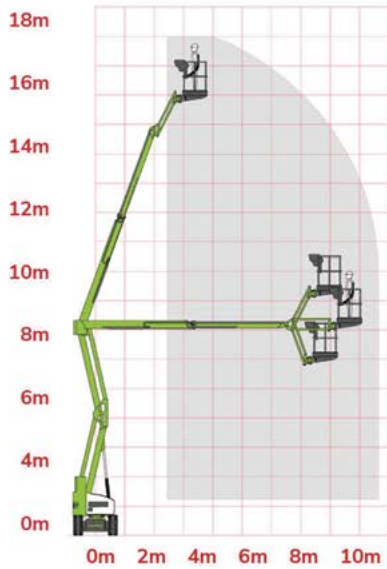
# HYBRID Z-BOOMS



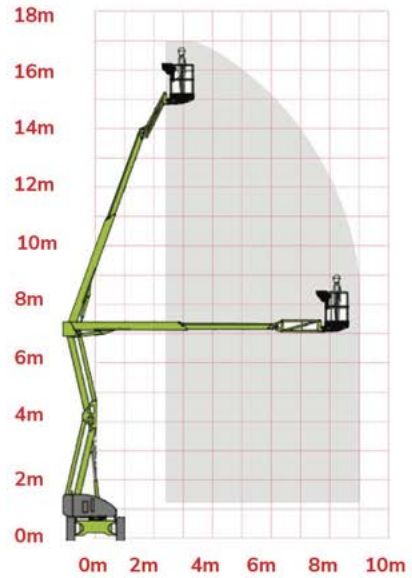
Our Hybrid Boom Lifts range delivers exceptional operating flexibility **by combining a small diesel engine with a generator and battery drive.** This dual-power system ensures efficiency and adaptability across various work environments.

We offer both self-propelled and self-drive models, providing you with the versatility needed to meet the demands of any job.

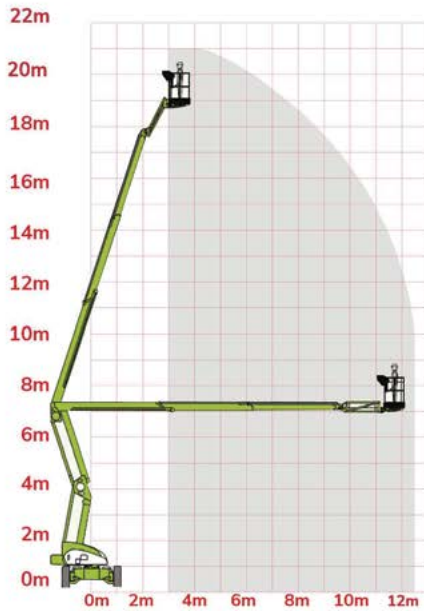
# NIFTY HR17N



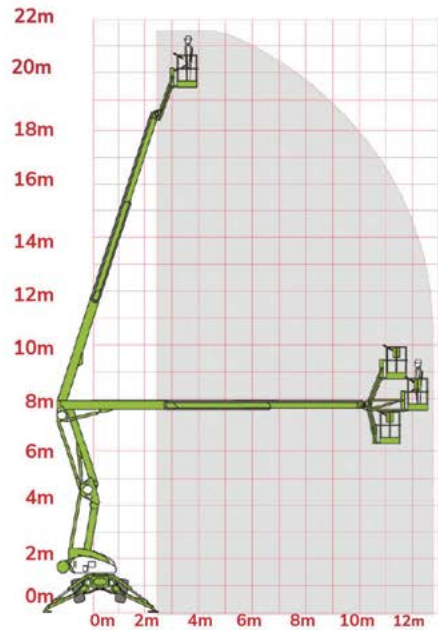
# NIFTY HR17



# NIFTY HR21



# NIFTY SD210



Hybrid Z-Booms	Model	NIFTY NR17N	NIFTY NR17 HYBRID	NIFTY HR21 HYBRID	NIFTY SD210
	Max Working Height	17M	17.2M	20.8M	21.3M
	Max Platform Height	15M	15.2M	18.8M	19.3M
	Working Outreach	9.7M	9.4M	13M	12.8M
	Weight	7,780KG	5,000KG	6,680KG	3,950KG
	Width	1.5M	2M	2.27M	2.05M
	Stowed Height	1.99M	2.1M	2.18M	2.25M
	Length	6.4M	6.35M	6.62M	6.15M
	Outrigger Footprint	-	-	-	4.2M X 4.2M
	Transport Length	4.93M	5.00M	5.3M	6.15M

\*Alternative Brands may have slightly different specs to the above

# MANLIFTS

Our selection of man lifts is designed to provide safe and efficient access for working at heights.

Whether you need vertical or articulated lifts, we have a range of models available to meet your specific requirements.



	Model	GR12	GR15	GR20	AWP30	STAR10	MICRO 13FT	MICRO 19FT
<b>Manlifts</b>	Working Height	5.48M	6.47M	8.07M	11M	10M	5.81M	7.6M
	Platform Height	3.48M	4.47M	6.07M	9M	8M	3.81M	5.6M
	Length	1.35M	1.35M	1.35M	1.35M	2.7M	1.41M	1.52M
	Width	0.75M	0.75M	0.80M	0.74M	1M	0.78M	0.81M
	Stowed Height	1.57M	1.57M	1.99M	1.98M	1.99M	2.02M	1.77/2.1M
	Weight	717KG	994KG	1,112KG	393KG	2735kg	887KG	1,210KG

\*Alternative Brands may have slightly different specs to the above

# MATERIAL LIFTS

We offer a wide range of material handling equipment for hire, including **forklifts, buggy forklifts, duct lifters, and telehandlers.**

Whether your project requires lifting, transporting, or precise handling, our material lifts are a versatile solution.

Forklifts	Specifications	YALE GLP25TK	TOYOTA 32-8FG25	BUGGY FORKLIFT
	Lifting Height	4.5M	4.5M	4.5M
	Height Clearance	2.19M	2.19M	2.105M
	Length to Fork	3.75M	3.75M	4.045M
	Capacity	2,500KG	2,500KG	2,500KG
	Weight	4,000KG	4,000KG	4,260KG
	Length to Carriage	2.7M	2.7M	2.95M

Duct Lifter	Specifications	GENIE SLC-18	GENIE SLC-24
	Lifting Height	5.64M	6.78M
	Height Stowed	2.18M	2.18M
	Length stowed	0.86M	0.86M
	Weight	139KG	157KG

Telehandler	Specifications	T2506	JCB 535-95	JCB 4014
	Lifting Height	6M	9.5M	14M
	Height Stowed	1.23M	2.49M	2.59M
	Length stowed	3.3M	2.75M	6.23M
	Weight	4,470KG	8,215KG	10,880KG
	Lift capacity	2,500KG	3,500KG	4,000KG



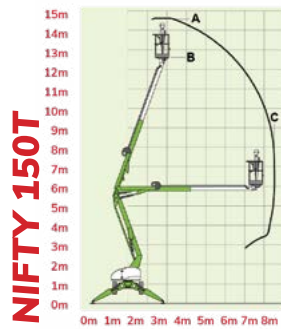
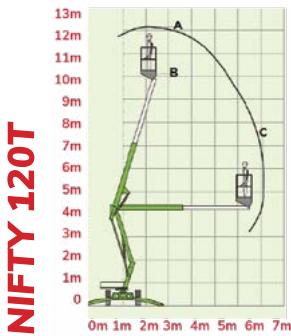
\*Alternative Brands may have slightly different specs to the above



# TRAILER EWP

If you have multiple sites that require access, pick up one of our **EWP trailer options** and tow it to your work site yourself.

These machines are light, and have outriggers, meaning you can work with confidence even on sloped grounds.



TRAILER Z-BOOMS	19FT SCISSOR ON TRAILER	NIFTY 120T	NIFTY 150T	
	Max Working Height	7.8M	12.2M	14.7M
	Max Platform Height	5.8M	10.2M	12.7M
	Max Horizontal Reach	▪	6.1M	7.55M
	Max Up and Over Clearance	▪	4.90M	6M
	Platform Length	1.83M	1.1M	1.4M
	Platform Width	0.82M	0.65M	0.7M
	Stowed Height	1.99M	1.9M	2M
	Stowed Length	1.83M	4.5M	5.55M
	Stowed Width	0.82M	1.5M	1.6M
Lift Capacity	227KG	200KG	225KG	
Weight	Combined 1980KG	1,400KG	1,775KG	

\*Alternative Brands may have slightly different specs to the above



# SCAFFOLD HIRE



When traditional Elevated Work Platforms (EWP) aren't feasible, **All Access Scaffold** emerges as the perfect solution, offering unparalleled adaptability for any scenario.

We have the complete range you need to get the job done safely for a wide range of industries.



**Commercial**



**Trades**



**Industrial**



**Insurance Residential**

**Skilled team of licensed scaffolders, with over 25 years of industry experience.**

Providing the safest alternative to using a ladder above ground level, scaffolding is becoming increasingly popular and can be used for just about any access solution you may require. Available in a range of sizes and configurations to suit your needs, we have a range of durable and reliable cheap scaffolding hire solutions.



# MOBILE ALUMINIUM



We have a range of **mobile scaffolding** to suit your needs. There is no job too big or too small.

## FOLDABLE SCAFFOLD

Perfect for safe access in small areas, foldable scaffolds offer a maximum reach of 3.2m.

With a total of 4 components, they are foldable for a quick dismantle, and can be carried easily. These can be transported in utes/vans or make use of our delivery drivers.

Width	750mm
Length	2000mm
Height	1970mm



## MOBILE SCAFFOLDING TOWERS

Whether it's fitting into tight spaces or reaching tall ceilings, complete your projects with safety features like rails, ladders, outriggers, and toe boards.

Preferred by professionals in various fields from shopfitters to roofers

Adaptable, offering cantilever scaffold options for accessing balconies and elevated areas

Ideal for situations with weight limits or sensitive floors  
Mobile Scaffolding Hire is your best solution



Fencing solutions, trestles, and planks are available for hire!

### MOBILE SCAFFOLDING TOWERS

Length	0.8m	1.4m	2.4m	3.0m
Width	1.4m	2.0m	2.4m	3.0m
Height	Custom to suit your height Up To 15m			

We have a range of **system and modular scaffolding** to suit your needs in a safe manner. There is no job too big or too small. Specialising in aluminium scaffolding, it is lightweight, super versatile which makes for a fast installation.

## ALUMINIUM STATIC FIXED

**If you need it, we can build it!** With decades of industry experience, our expert scaffolders can craft aluminium kwik stage scaffolding into any shape and size to suit any job. Being lightweight, it can be easily built out onto roofs which is particularly handy where weight limits are a factor

- Rapid Installation
- Lightweight Construction
- Versatile Application

## STEEL SCAFFOLDING

Perfect for construction sites demanding robust weight support, this option is a go-to for bricklayers and concrete construction. Just like aluminium static scaffolding, **steel scaffolding offers limitless customisation in terms of shapes and sizes**, ensuring it's tailored precisely for the task at hand.

## STAIR ACCESS SCAFFOLD

Ensuring secure and efficient access via stairs for your construction site requirements. Our stair scaffolding selection includes a variety of sizes and heights, catering to a wide range of projects.



# EXCAVATIONS & RENTALS



**Partnered with All Access Hire, APU Excavations & Rentals specialises in excavation, equipment rentals and underground services.**

Our team have more than a decade of shared experience, providing vacuum excavation services and dry hire equipment options across Southeast Queensland. From mini excavators to vac trucks, APU has you covered. APU has been in operation since 2018, and our operators have a combined 30 years of experience in Vacuum Excavation, Traditional Excavation and working around Underground Services.





## Vaccum Excavations

Non-destructive digging  
Wet hire vacuum excavation  
Mining material removal and environmental regulated waste removal  
Construction site material removal  
Jet rodding, stormwater, sewer and trade waste jetting  
Liquid waste removal and relocation  
Septic & Sewer waste removal  
Locating services  
Potholing and post hole digging  
High pressure water cleaning  
Liquid tank refill

## Dry Hire

Excavator Hire  
Vacuum Truck Rental  
Generator Rental  
Construction Equipment Rental  
Tipper Truck Rental  
Bobcat Hire  
Posi Truck Hire  
Loader Hire  
Demolition Saw Hire







# CONTACT US

P: 1800 255 222

E: [info@allaccesshire.com.au](mailto:info@allaccesshire.com.au)

W: [www.allaccesshire.com.au](http://www.allaccesshire.com.au)

A: 6 Blue Rock Drive, Luscombe



 **ALL ACCESS HIRE**

We won't leave you hanging



[www.allaccesshire.com.au](http://www.allaccesshire.com.au)