



# EQUIPMENT BROCHURE

---

We won't leave you hanging.

[allaccesshire.com.au](http://allaccesshire.com.au)

# ALL ACCESS GROUP

All Access Group burst into the market in 2015 with a modest fleet, that has since expanded to feature a wide and varied range of **Elevating Work Platform** and **Excavation Solutions**. Clients and customers of All Access Group are supported **24/7** with free **Onsite Access, Handling and Lifting** advice before every hire.



## CONTENTS

<b>ALL ACCESS HIRE</b>	4
SCISSOR LIFTS	6
S-BOOMS	8
Z-BOOMS	10
HYBRIDS	13
MAN LIFTS	14
MATERIAL LIFTS	15
ATHENA	16
TRAILER BOOMS	17
<b>ALL ACCESS SCAFFOLD</b>	18
MOBILE ALUMINIUM	20
SYSTEM & MODULAR	21
<b>ALL PUMPED UP</b>	22
SERVICES	24
EXCAVATION	26
CONSTRUCTION EQUIPMENT	30
<b>ALL FENCING CO</b>	34
<b>BEHIND THE GROUP</b>	36



# ACCESS

**All Access Hire is  
your one-stop-shop  
for all Elevated Work  
Platform Hire.**

**We stock Straight Booms, Knuckle Booms,  
Scissor Lifts, Scaffolding, Duct Lifters, Site  
Fencing, Vacuum Excavations Equipment and  
much much more.**

From our base location in Yatala, our team can provide hire  
items delivered anywhere in the southeast region.



# SCISSOR LIFTS



Genie® GS™ slab scissor lifts are designed to deliver reliability and performance on the jobsite.

## FEATURED MODELS

### GS™ 1932

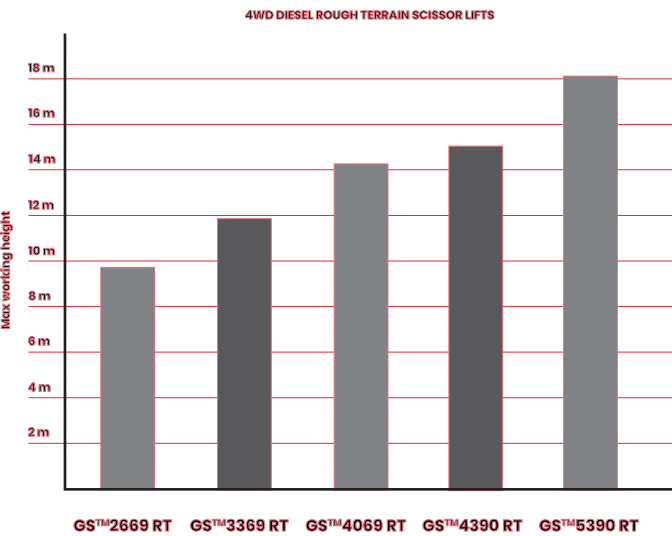
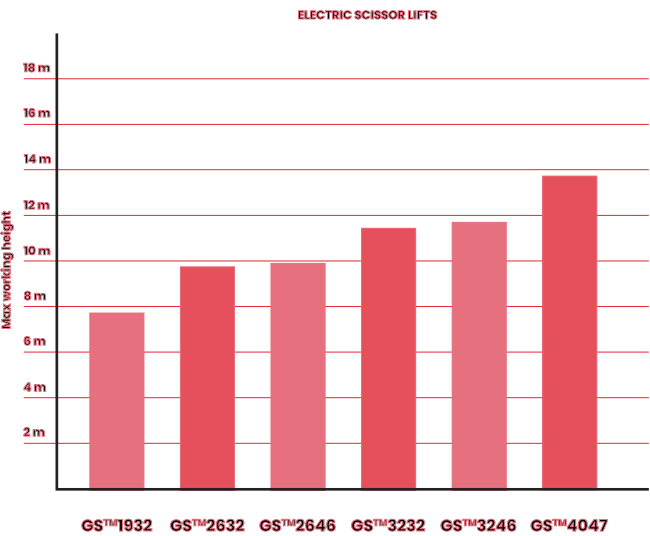
Most cost effective lift option, fitting through a standard door!

### GS™ 2669RT

They are 4WD machines for all types of terrains. These models are fitted with outriggers which can level up even on sloped surfaces.

ELECTRIC SCISSOR LIFTS						
Model	GS™1932	GS™ 2632	GS™ 2646	GS™ 3232	GS™ 3246	GS™4047
Max working height	7.79m	9.80m	9.96m	11.50M	11.75M	13.70M
Stowed length	1.83M	2.44M	2.44M	2.44M	2.41M	2.48M
Width	0.81M	0.81M	1.16M	0.81M	1.17M	1.19M
Lift capacity	227KG	227KG	454KG	227KG	318KG	249KG
Machine weight	1,500KG	1,956KG	1,971KG	2,352KG	2,812KG	3,260KG

DIESEL ALL TERRAIN SCISSOR LIFTS					
Model	GS™ 2669 RT	GS™ 3369 RT	GS™ 4069 RT	GS™ 4390 RT	GS™ 5390 RT
Max working height	9.75M	11.90M	14.3M	15.11M	18.15M
Max platform height	7.9M	9.9M	12.3M	13.11M	16.15M
Stowed height	2.59M	2.45M	1.65M	2.93M	3.15KG
Platform length - extended	4.3M	4.3M	4.32M	6.57M	6.57M
Slide-out platform ext. Deck front	1.52M	1.52M	1.52M	1.52M	1.52M
Overall length - stowed	3.12M	3.12	3.12M	4.88M	4.88M
Overall width	1.75M	1.75M	1.75M	2.29M	2.29M
Lift capacity	650KG	450KG	363KG	680KG	680KG
Weight	4,000KG	3,800KG	4,647KG	7,692KG	8,274KG





# S-BOOMS

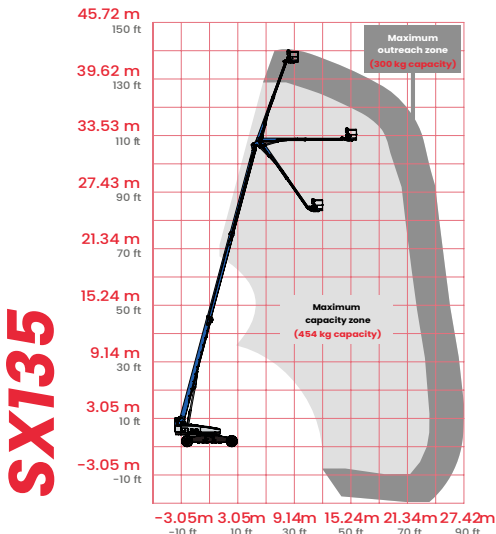
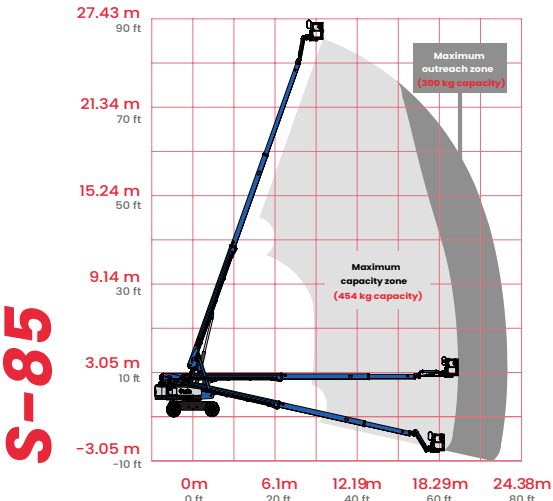
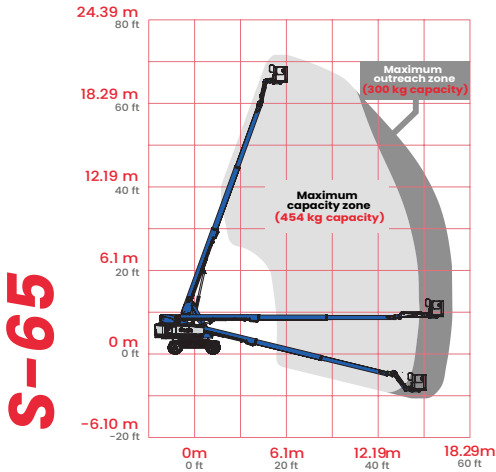
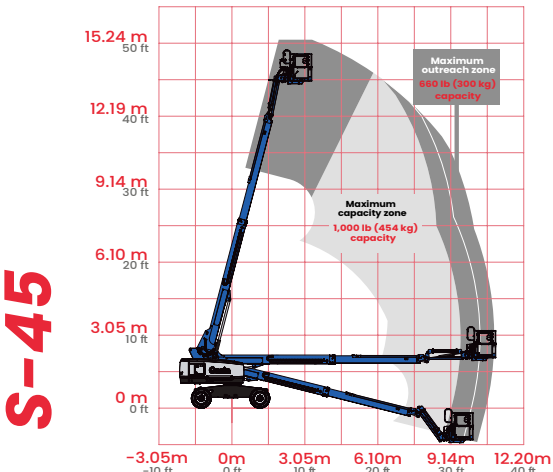


Genie® S® telescopic boom lifts are engineered to enhance working efficiency and offer greater horizontal outreach than any other type of aerial platform.

## FEATURED MODELS

### SX135XC & S-65XC

Genie telescopic booms deliver industry-leading outreach and capacity throughout a full-working envelope for **incredible operational accessibility**.



Able to perform a wider range of heavier lift tasks on construction and industrial jobsites with Genie® S-65 XC telescopic booms.

4WD DIESEL TELESCOPIC S-BOOMS				
SPECIFICATIONS	S-45	S-65/S-65XC	S-85/S-85XC	SX135
Max Working Height	15.56M	21.81M	27.91M	43.15M
Max Horizontal Reach	11.02M	16.51M	22.71M	27.43M
Stowed length	9.47M	9.70M	12.37M	19.76M
Stowed height	2.51M	2.81M	2.80M	3.05M
Width	2.49M	2.49M	2.49M	2.49/3.94M
Lift capacity	454KG	454KG*	454KG*	454KG
Weight	7,282KG	11,673KG	18,126KG	21,636KG

\* Alternative Brands available with more lifting capacity.



# Z-BOOMS



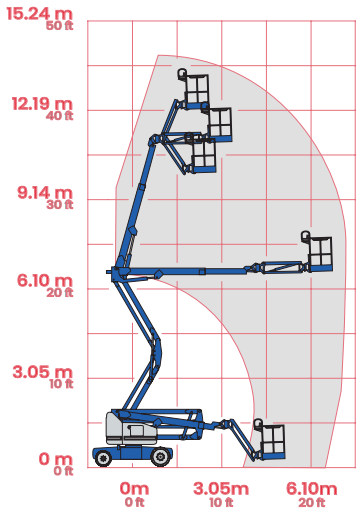
Genie®Z® articulating boom lifts provide the ability to lift up & over with precision for ultimate versatility in hard-to-access work areas.

## FEATURED MODELS

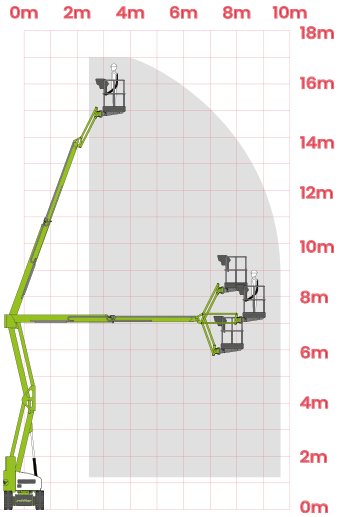
### Z-45 – UP & OVER REACH

The Genie® Z®-45 is the most commonly hired boom lift at All Access, the operator can easily articulate up and over objects, whilst still offering a large horizontal outreach. This model is Diesel & 4wd so getting them into rough sites or around obstacles isn’t a problem.

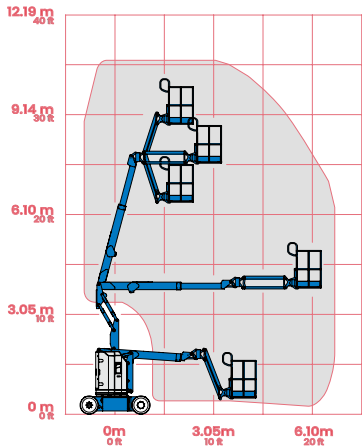
Z-40/23N



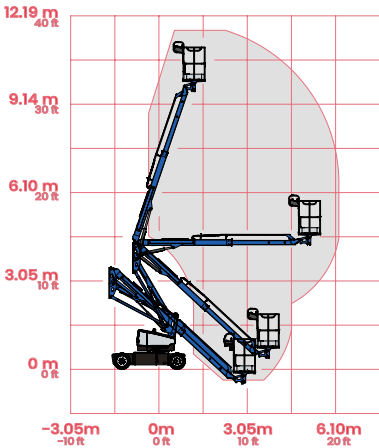
HR17N



Z-30/20N



Z-33/18

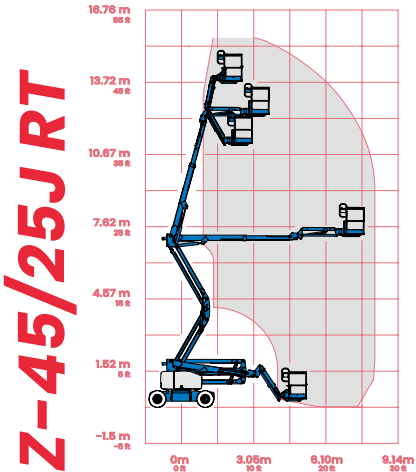
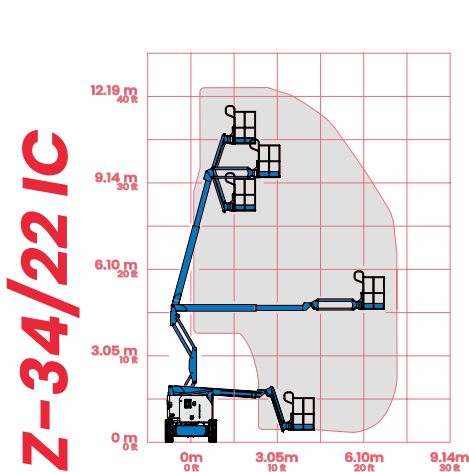
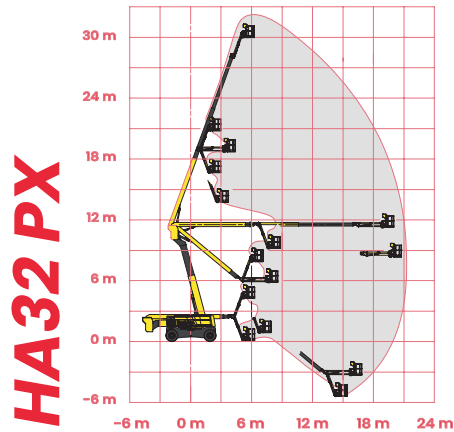
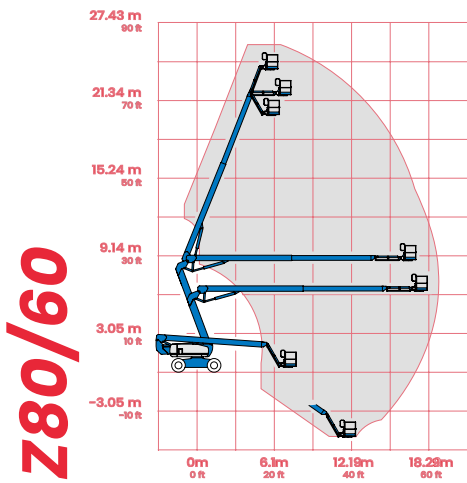
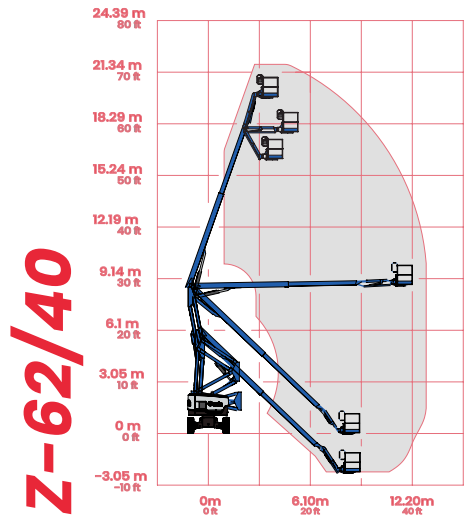


ELECTRIC BOOM LIFTS – IDEAL FOR INDOOR USE				
SPECIFICATIONS	Z-30/20N	Z-33/18	Z-40/23N	HR17N
Max working height	10.89M	12M	14.32M	20.7M
Max platform height	8.89M	10M	12.32M	18.7M
Max Horizontal reach	6.25M	5.57M	6.91M	12.8M
Max Up and over clearance	3.86M	4.28M	6.48M	-
Stowed height	2.00M	1.98M	1.98M	2.15M
Stowed Length	5.31M	4.17M	6.53M	5.3M
Stowed Width	1.19M	1.50M	1.50M	2.27M
Lift capacity	227KG	200KG	227KG	225KG
Weight	6,622KG	3,640KG	6,940KG	6500KG

# Z-BOOMS CONTINUED

## DIESEL Z-BOOMS

Efficiently sized diesel engines give you the power and performance needed on harsh jobsites, without the use of costly diesel exhaust fluid systems required on higher horsepower engines.



4WD DIESEL ARTICULATED Z-BOOMS							
SPECIFICATIONS	Z-34/22 IC	Z45/25J RT	Z-51/30J RT	Z-62/40	Z-80/60	SX-105 XC	Z-135/70
Max working height	12.62M	16.05M	17.59M	20.87M	25.77M	34M	43.15M
Max platform height	10.62M	14.05M	15.59M	18.87M	23.77M	32M	41.15M
Max Horizontal reach	6.78M	7.52M	9.37M	12.42 M	18.29M	24.38M	18.03-21.26M
Max up and over clearance	4.57M	7.14M	7.39M	7.80 M	8.83M	-	23.01-9.91M
Stowed height	2.06M	2.13M	2.13M	2.56 M	2.44M	3.05	3.07M
Stowed Length	5.66M	6.65M	7.58M	9.25 M	11.27M	14.25M	12.93M
Stowed Width	1.85 M	2.29 M	2.29M	2.49 M	2.49M	2.49-3.94M	2.46-3.94M
Lift capacity	227KG	227KG	227KG	227KG	227KG	454KG	227KG
Weight	4,854KG	6134KG	7,404KG	10,886KG	17,010KG	19,300KG	20,366KG

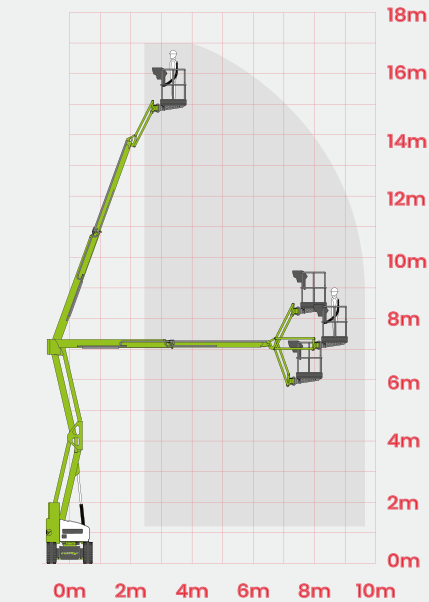
# HYBRID Z-BOOMS



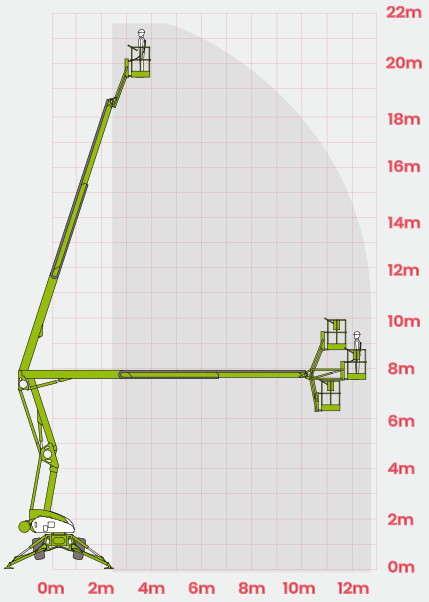
HYBRID Z-BOOMS				
SPECIFICATIONS	Nifty HR17N	Nifty HR17 Hybrid	Nifty HR21 Hybrid	Nifty SD210
Max working height	17M	17.2M	20.8M	21.3M
Max platform height	15M	15.2M	18.8M	19.3M
Working outreach	9.7M	9.4M	13M	12.8M
Weight	7780KG	5000KG	6680KG	3950KG
Width	1.5M	2M	2.27M	2.05M
Stowed Height	1.99M	2.1M	2.18M	2.25M
Length	6.4M	6.35M	6.62M	6.15M

## FEATURED MODELS

NIFTY HR21



NIFTY SD210





# MANLIFTS



Manlift work platforms are an industry favourite due to their convenience, flexibility, and lightweight design. Often able to be taken in lifts for use in high rise buildings.

MANLIFTS					
SPECIFICATIONS	GR12	GR15	GR20	AWP30	STAR10
Working Height	5.48M	6.47M	8.07M	11M	10M
Platform Height	3.48M	4.47M	6.07M	9M	8M
Platform Length	1.35M	1.35M	1.35M	1.35M	2.7M
Platform Width	0.75M	0.75M	0.80M	0.74M	1M
Stowed Height	1.57M	1.57M	1.98M	1.98M	11.99M
Weight	717KG	994KG	1,112KG	352KG	2,677KG

# MATERIAL LIFTS



- Available Diesel or Gas
- Available in a range of difference sizes up to 8T

## FORKLIFTS

All Access Hire have a range of different sized and type forklifts for both short and long term hire.

SPECIFICATIONS	YALE GLP25TK	TOYOTA 32-8FG25
Lifting Height	3M	4.7M
Height Clearance	2.13M	2.13M
Length to Fork	3.67M	2.62M
Capacity	2,500kg	2,500kg



## DUCT LIFTERS

Let our duct lifters do the heavy lifting for you! These lifts are designed to offer a versatile solution for lifting bulky objects into tight spaces.

SPECIFICATIONS	GENIE SLC-18	GENIE SLC-24
Lifting Height	5.64M	32M
Height stowed	2.18M	2.18M
Length stowed	0.86M	0.86M
Weight	139KG	157KG



- Attachments Available

## TELEHANDLERS

We have a modern fleet of telehandlers of various sizes. These are a multi-purpose machine designed with outstanding reach capabilities.

SPECIFICATIONS	TELELIFT 2506	JCB 535-95	JLG 4017RS
Lifting Height	6M	9.5M	17M
Height stowed	1.23M	2.49M	2.68M
Length stowed	3.3M	2.75M	4.45M
Weight	4,470KG	8,215KG	11,500KG



## PALLET JACKS

All Access carries a range of pallet jacks perfect for job sites to lift and move items, to save manual labour.

SPECIFICATIONS	CROWN WP3000
Lifting Height	0.21M
Fork Length	0.8-2.4M
Width	0.7M
Weight	2000KG



# ATHENA


## ATHENA 850

### BI-LEVELLING TRACKED SCISSOR LIFT

The Athena 850 bi-levelling tracked scissor lift is the world’s most versatile scissor lift. Its unique bi-levelling tracked undercarriage provides the ability to safely manoeuvre and work on the most difficult terrain. This includes the ability to automatically level on slopes up to 20 degrees in tight access situations.

This Athena 850 BL scissor lift offers a 7.9 metre working height and 250 kg lift capacity. Powered by a Hatz 1B40 diesel engine as standard, it is also available with the option of petrol or hybrid model.

BI-LEVELLING TRACKED SCISSOR LIFT	
SPECIFICATIONS	Athena 850
Max working height	9.75M
Max platform height	7.9M
Stowed height	2.59M
Platform length - extended	4.3M
Overall length - stowed	1.94M
Overall width	1.30M
Lift capacity	250KG
Weight	2200KG

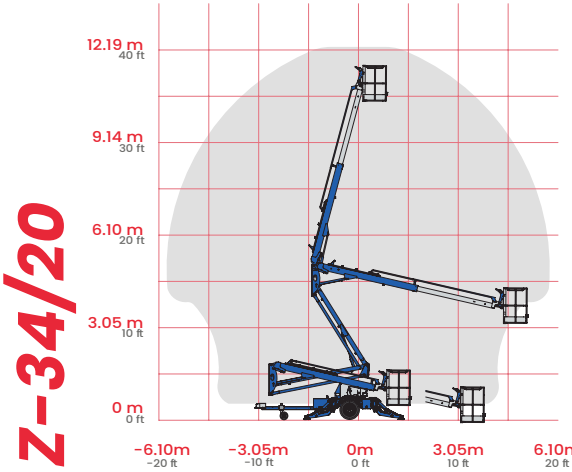


# TRAILER Z-BOOMS

## TZ-34/20

### TRAILER MOUNTED Z-BOOM

If you have multiple sites that require access, pick up one of our GZ34/20 Trailer mounted boom lifts and tow it to your work site yourself. These machines are light, and have outriggers, meaning you can work even on sloped grounds.



TRAILER Z-BOOMS	
SPECIFICATIONS	TZ-34/20 Trailer Mounted
Max working height	12.36M
Max platform height	10.36M
Max Horizontal reach	5.59M
Max Up and over clearance	4.90M
Platform length	0.68M
Platform width	1.12M
Stowed height	1.94M
Stowed Length	5.50M
Stowed Width	1.45M
Lift capacity	200KG
Weight	1,450KG





# SCAFFOLD



**Not all jobs have the luxury of machine access. This is where scaffolding hire is the solution.**

**We have the complete range you need to get the job done safely.**

Providing the safest alternative to using a ladder above ground level, scaffolding is becoming increasingly popular and can be used for just about any access solution you may require. Available in a range of sizes and configurations to suit your needs, we have a range of durable and reliable cheap scaffolding hire solutions as well as a team of licensed scaffolders, with over 25 years of industry experience.





# MOBILE ALUMINIUM

We have a range of mobile scaffolding to suit your needs in a safe manner. There is no job too big or too small.

## FOLDABLE SCAFFOLDS

Perfect for safe access in small areas, foldable scaffolds offer a maximum reach of 3.2m. With a total of 4 components, they are foldable for a quick dismantle, and can be carried easily. These can be transported in utes/vans or make use of our delivery drivers.



## MOBILE SCAFFOLDING TOWERS

Very versatile and can be built to the size you require, whether its narrow to fit in a tight area, or high to reach the top of a hall. Safety rails, access ladders, outriggers, safety toe boards are all included. Favoured by shop-fitters, painters, roofers, glazers, electrical/smoke detector maintenance, sports halls, hi-rise buildings and construction sites, these towers can be tailored to suit cantilever scaffold (angle out from building or height) to get access out of balcony and drop areas.



# SYSTEM & MODULAR

We have a range of system and modular scaffolding to suit your needs in a safe manner. There is no job too big or too small. Specialised in aluminium scaffolding, it is lightweight, super versatile and is for a fast installation



## ALUMINIUM STATIC SCAFFOLD

If you need it, we can build it! With decades of industry experience, our expert scaffolders can craft aluminium kwik stage scaffolding into any shape and size to suit any job. Being lightweight, it can be easily built out onto roofs which is particularly handy where weight limits are a factor.





# ALL PUMPED UP

**All Pumped Up has been in operation since 2018 and our team of operators have a combined 30 years of experience in Vacuum Excavation, Traditional Excavation and working around Underground Services.**

Originating as an exclusive vacuum excavation company, All Pumped Up saw a need for localised, customer-specific service in the South East Queensland region. Now with a truck fleet offering two different capacity vacuum trucks and a complimentary suite of equipment, All Pumped Up is proudly a full-service (wet and dry hire) company that offers a start to finish service.





# SERVICES



All Pumped Up is proudly a full-service company and are pleased to offer a start-to finish service, including machine operators.

## WHAT'S FOR HIRE



### WET HIRE

Wet Hire Equipment and Machinery includes a qualified operator to operate the machine. This type of hire services include; Vacuum Excavation, Excavation and Wakka Pakka.



### DRY HIRE

Dry Hire does not include an operator with your hire. The type of hire services that this could include are: Excavators, Concrete Vibrators, Concrete Saws, Generators, Locators, and Wakka Pakkas.

### VACCU EXCAVATION

- Non-Destructive Digging
- Wet Hire Vacuum Excavation
- Mining Material Removal and Environmental Regulated Waste Removal
- Construction site material removal
- **Jet rodding, Stormwater, Sewer and Trade Waste Jetting**
- Liquid Waste Removal and Relocation




### EXCAVATION

- Trench Digging
- Excavation of ground to allow underground service installation – **Electricity, Plumbing, Irrigation**
- Construction and Civil site use
- General Wet Hire for residential usage, including **Bob Cat hire for residential, commercial and industrial**
- Tipper hire for removal of waste and backfill
- Auger for Fence Post and Light Pole Digging



### EQUIPMENT

- Site Generator Hire and Connection
- Dry Hire Generator including leads
- Dry Hire Concrete Saw with water pressure pump accessory – **Cutting Asphalt, Pathways, Site Demolition**
- Dry Hire Concrete Vibrator to allow concrete in **footings, general installations of electricity, plumbing services**





# EXCAVATION

**Excavation is anything relating to the underground and the removal of soil or rock to make way for a trench, hole, tunnel or shaft.**

Excavation equipment is widely utilised by electricians, plumbers, builders and in block wall construction. Excavating enables electricians and plumbers to dig trenches to run pipes for drainage, cabling and services underground.

Our excavators are trailer mounted so they can be easily towed to site, the side of the road or residential properties. The Hitachi's can be used to dig trenches beside garden beds, prepare land for concrete slabs in a house or shed build situation as well as the construction of block walls for retaining. Our excavators are equipped with a range of attachments to allow a range of depths and breadths to be achieved when digging and removing.



## HITACHI-ZX65USB-6

**The Hitachi mini excavator ZX65USB-6 is the largest machine in the Hiatchi mini range.**

One of the largest Hitachi mini excavators, this compact excavator performs like a medium-sized model, offering exceptional stability and comfort and is suitable for a wide range of projects – utilities, foundation work, landscaping, indoor demolition and construction.

The Hitachi 6.5 Tonne Excavator can venture to where bigger machines can't. it's round body, with wide opening covers and short rear-end swing allows for safe, confident operation in tight spaces. The Hitachi 6.5 Tonne also comes with a hammer attachment inclusion for when rock breaking is required.



**MODEL: HITACHI-ZX65USB-6**

### TECHNICAL DATA

WEIGHT: 6,597KG

WIDTH-BLADE: 2,000MM

REACH: 6,308MM

OPERATING WEIGHT: 6,170 – 6.600 KG

DIG DEPTH: 3,998MM

MAX TRAVEL SPEED: 4.8 KM/H







# HITACHI ZX17U-5

**The Hitachi ZX17U-5 is trailer mounted so can be easily towed to site, the side of the road, or residential properties.**

The Hitachi can be used to dig trenches beside garden beds, prepare land for concrete slabs in a house or shed build situation as well as the construction of block walls for retaining. The Hitachi ZX17U-5 is equipped with a range of attachments to allow a range of depths and breadths to be achieved when digging and removing.



## MODEL: HITACHI-ZX17U-5

### TECHNICAL DATA

WEIGHT: 1,918KG	WIDTH-BLADE: 980-1,280MM
REACH: 3,833MM	NET POWER: 11KW
DIG DEPTH: 2,303MM	MAX TRAVEL SPEED: 4.2KM/H



# NEW HOLLAND C327

**Travel on soft or uneven surfaces with confidence, our C327 Skid Steer Loaders has stability and low ground pressure guaranteed, perfect for your next earthmoving job.**

This loader features a 4 in 1 bucket (dozer, serrated edges, box blade and bucket), broom bucket, spreader bar and forks for a functional range of uses. An enclosed air-conditioned cab makes for comfortable work lifting and loading, digging holes, spreading dirt and much more.



## MODEL: New Holland C327 Pilot Air Cab Compact Loader

### TECHNICAL DATA

OPERATING WEIGHT: 3,750 KG	TIPPING LOAD: 2,449 KG
REACH: 745MM AT 38°	MAXIMUM DUMP HEIGHT: 2410MM AT 45°
OVER ALL WIDTH: 1,676MM	MAX TRAVEL SPEED: 8.9 KM/H - 12.9KM/H



# UD PK 16 280

**Our 16t tipper can be hired to transport a bob cat and excavator as one or used in a combo on site.**

A powerful mode of transport for both equipment and soils, dirt and dry debris, the UD Tipper is fitted with 8 tonne capacity ramps for loading and unloading equipment and for transporting soils to the tray.

The truck tray is fitted with a canopy for securing and transporting loads safely and legally!





# CONSTRUCTION EQUIPMENT

All Pumped Up is passionate about offering a service that keeps you working.

Our fleet of generators can do just that! Offering Viking Industrial Generators is not coincidence – they are one of the most reliable generators on the market and offer effective power solutions for many types of projects.



EQUIPMENT



## HALO 20KVA GENERATOR

20KVA can power multiple site offices when commencing new work at a construction site. These generators are also useful for offering temporary relief during power outages.



MODEL: HALO 20KVA		
TECHNICAL DATA	DIMENSIONS AND WEIGHT	FUEL SYSTEM
VIKING MODEL: HALO 20KVA	LENGTH (MM): 1,650MM	FUEL TANK CAPACITY: 56L
VIKING MODEL: KUBOTA V2203-E2BG	WIDTH (MM): 750MM	PRIME FUEL CONSUMPTION @ 100%: 5.3L/H
ALTERNATOR: LEROY SOMER TAL-A40-F	HEIGHT (MM): 1,156MM	PRIME FUEL CONSUMPTION @ 75%: 4.2L/H
STANDBY AMPS: 31A	WEIGHT (KG): 725KG	PRIME FUEL CONSUMPTION @ 50%: 3.5L/H
STANDBY RATING (KW/KVA): 18kW/22kVA		
PRIME RATING (KW/KVA): 16kW/20kVA		
CONTINUOUS POWER (COP): 13kW/16kVA		



## HALO 8KVA GENERATOR

8KVA offers mobility and power to run multiple high-powered power tools without restriction where in-house power is not available.



MODEL: HALO 8-K		
TECHNICAL DATA	DIMENSIONS AND WEIGHT	FUEL SYSTEM
VIKING MODEL: HALO 8KVA	LENGTH (MM): 1,360MM	FUEL TANK CAPACITY: 28L
VIKING MODEL: KUBOTA 722	WIDTH (MM): 690MM	PRIME FUEL CONSUMPTION @ 100%: 2.8L/H
ALTERNATOR: SINCRO EK2LCA	HEIGHT (MM): 895MM	PRIME FUEL CONSUMPTION @ 75%: 2.4L/H
STANDBY AMPS: 33A	WEIGHT (KG): 560KG	PRIME FUEL CONSUMPTION @ 50%: 1.9L/H
STANDBY RATING (KW/KVA): 9kW/9kVA		
PRIME RATING (KW/KVA): 8kW/8kVA		
CONTINUOUS POWER (COP): 6kW/6kVA		



# CONSTRUCTION EQUIPMENT CONTINUED

Once All Pumped Up has helped you excavate your project area for the foundation of your job, it's time to get down to business!

All Pumped Up offers a selection of concrete vibrators, concrete cutting saws with pressure tanks, wakka pakkas, locators, and generators to keep you going!



## CONCRETE VIBRATOR

The concrete vibrator is an important part of the concrete pouring process, especially when creating columns, walls, and foundations. All Pumped Up can excavate the area for the foundation and supply the concrete vibrator.



Vibrating the formwork consolidates the concrete into every part of the concrete form creating stability.

BRAND: MASTERFINISH	PRODUCT WIDTH: 250MM
MATERIAL: STEEL/PLASTIC	PRODUCT HEIGHT: 250MM
NET WEIGHT: 14KG	SIZE: 44MM DIAMETER
PRODUCT LENGTH: 2100MM	



## CONCRETE SAW

The Husqvarna K770 is a powerful all-round power cutter with features that make it one of the best power cutters on the market. Equipped with semi-automatic SmartTension system allows for optimal power transmission. The light weight, outstanding power-to-weight ratio, the reliable start and exceptionally low vibrations mean less strain and maximized productivity.



POWER OUTPUT: 3.7W	SOUND POWER LEVEL LWA: 115DB(A)
CYLINDER DISPLACEMENT: 73.5CM³	SOUND PRESSURE LEVEL: 101DB (A)
ELECTRODE GAP: 0.5MM	VIBRATIONS FRONT HANDLE: 2.0M/S²
BLADE DIAMETER MAX: 350MM	WEIGHT: 10.1KG





## WAKKA PAKKA

The Wacker Neuson BS604S 4 Cycle Industrial Vibrator Rammer is the inventor of vertical rammer. High impact plastic ramming shoe, reinforced with steel plate is specially designed for Wacker Neuson rammers. The WM100 is a powerful and robust 4 stroke engine which is specially designed for our rammers.



BRAND: WACKER NEUSON	PRODUCT WIDTH: 343MM
WEIGHT: 75KG	PRODUCT HEIGHT: 965MM
LENGTH: 673MM	



# FENCING

## Let's get fancy with All Fencing Co!

**All Fencing Co. is your premium temporary fencing solution providing service to South East Queensland – we put the fancy in fencing!**

All Fencing Co. (AFC) is proud to be aligned with All Access Group and its associated arms, All Access Hire, All Access Scaffold and All Pumped Up.

This association means that not only will All Fencing Co. be able to provide you with temporary fencing at your next job, but our multi-layered business will also see you looking to us for an all-in-one solution.

AFC won't boast about how much we've got, but we will boast about our product and the service we provide.

**We are equipped to offer you our anytime, anywhere service on or at:**

- Large Commercial Buildings
- Construction Projects
- Hire Industry
- Residential and Events





# BEHIND THE GROUP



## MEET SOME OF THE TEAM



MANAGING DIRECTOR

**Paul Cannan**  
0407 710 717



BRANCH MANAGER

**Glen Zammit**  
0499 710 844



OPERATIONS MANAGER

**Sharnie Langdon**  
0499 175 213



SERVICE MANAGER

**John Cannan**  
0417 490 971



ACCOUNTS MANAGER

**Kate Tayler**  
07 3503 6889



**For more information,  
please get in touch:**

**P:** 1800 255 222

**E:** [info@allaccesshire.com.au](mailto:info@allaccesshire.com.au)

**A:** 5 Avatonbell Drive, Yatala Qld 4207

**W:** [allaccesshire.com.au](http://allaccesshire.com.au)