



# niftylift HR21 4x4



(A) 20.8m  
68ft 6in



(B) 18.8m  
62ft



(C) 13m  
42ft 7in



250kg  
550lbs



1.8m x 0.8m  
5ft 11in x 2ft 8in



150°



160°



(D) 2.18m  
7ft 2in



(F) 2.27m  
7ft 5in



(H) 5.47m  
17ft 11in



(J) 6.62m  
22ft



6km/h  
3.7mph



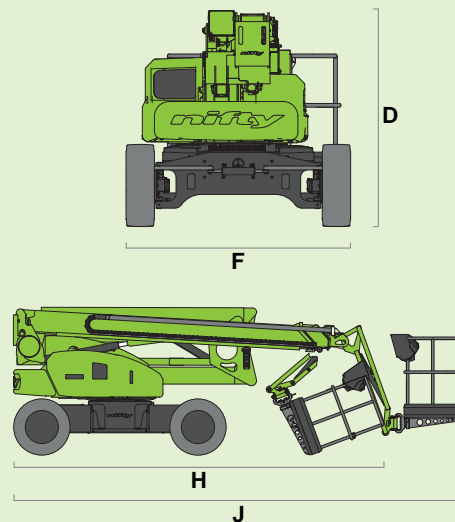
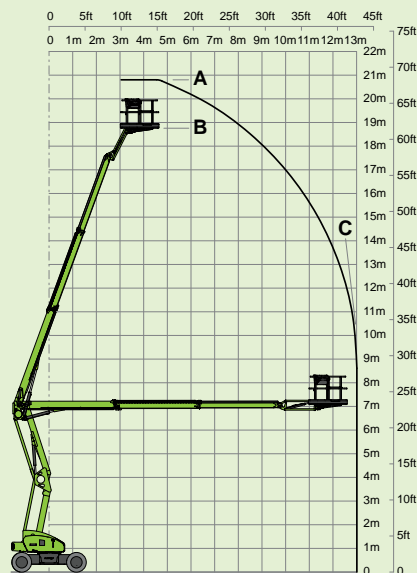
3.89m  
12ft 9in



45%  
24°




6640kg  
14640lbs



SiOPS® toughcage

**niftylift**

Chalkdell Drive, Shenley Wood,  
Milton Keynes, MK5 6GF  
England, United Kingdom  
+44 (0)1908 223456  
sales@niftylift.com  
www.niftylift.com



IS-104